


HK2

Membrane solenoid valve, assisted lift operated
normally closed

Technical Data Sheet



Description

Solenoid valve with direct action, assisted lift operated, normally closed, 2 ways.

- Absorbed power : see table below.
Other power : consult us
- Viscosity : max 25 cSt
- Ambient temperature : max. +80°C
- Protection : IP 65 with connector
- Solenoid valve delivered with standard coil 220/50 Hz or 24V/50Hz or 24VDC, and with a not assembled connector



HK2

Membrane solenoid valve, assisted lift operated normally closed

Connection	Orifice	220V/50Hz 12W	24V/50Hz 9,5W	24VDC 14W	Weight Kg
3/8	12	149B12472	149B12476	149B12480	0,60
1/2	12	149B12473	149B12477	149B12481	0,57
3/4	18	149B12474	149B12478	149B12482	0,81
1	25	149B12475	149B12479	149B12483	1,22

Every technical data concerns the standard coils.

All our solenoid valves can be delivered ON DEMAND with a different coil.

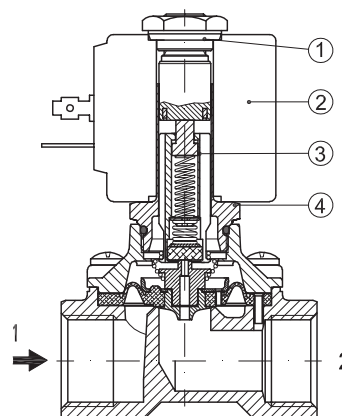
Technical features

Operating temperature	-10 °C to 140 °C
Mediums	Water
Permissible operating pressure (PFA) in water	See table p.3
Connection	Female/female, BSP thread

Nomenclature and materials

Designation	Materials
Body and cover	Brass CW617N
Armature tube	AISI 303
Plunger and core	AISI 430FR
Springs	AISI 302
Seal material	EPDM

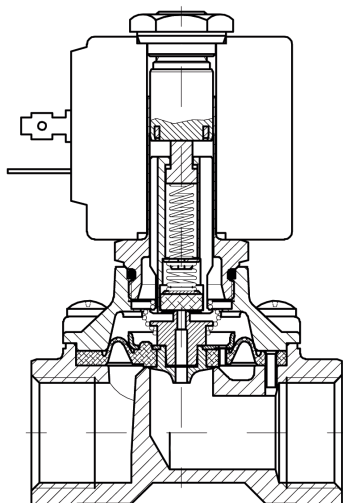
N°	Designation
1	Coil fixing nut
2	Coil
3	Plunger
4	Armature tube with core



Approvals

ACS

Functionning



Valve closed (coil de-energized) :

When the coil is de-energized, the plunger pushes the seal against the pilot orifice. The pressure across the diaphragm increases via the compensating orifice. When the pressures equalize, the diaphragm closes the main orifice because the diameter of the upper side is larger on the upper side and/or because of the tension of the closing spring.

The valve is closed as long as the coil is de-energized.

Valve open (coil energized) :

When the coil is energized, the plunger and the seal are raised and separated from the pilot orifice. If the valve is subjected to a differential pressure, the pressure above the diaphragm drops because the pilot orifice is larger than the compensation orifice. The diaphragm then separates from the main orifice. If the valve is not subjected to differential pressure, the plunger separates the diaphragm from the main port using the hitched diaphragm.

The valve remains open as long as the coil is energized.

For a complete opening, a minimum pressure difference of 0.15 bar is needed.

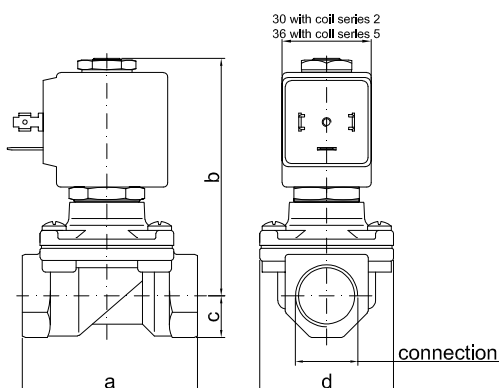
Operation

DN	PS Maxi pressure	Differential pressure in Bar		Time to open	Time to close	Kv
"	bar	Mini	Maxi	ms*	ms*	m ³ /h
			Coil 30W ca Coil 27W cc			
3/8	25	0	12 10	30	50	2
1/2	25		12 10	30	50	2,2
3/4	25		9 9	50	70	4,5
1	25		7 8	50	70	8,5

* The indicated times concern the medium water - The exact time depends of pressure conditions.

Sizing

DN	A	B	C	D
"	mm	mm	mm	mm
3/8	59	83	14	45
1/2	59	83	14	45
3/4	79	90	18	55
1	96	101	20	72



The descriptions and photographs contained in this product specification sheet are supplied by way of information only and are not binding.

Socla reserves the right to carry out any technical and design improvements to its products without prior notice. Warranty : All sales and contracts for sale are expressly conditioned on the buyer's assent to Socla terms and conditions found on its website at www.socla.com. Socla hereby objects to any term, different from or additional to Socla terms, contained in any buyer communication in any form, unless agreed to in a writing signed by an officer of Socla.



A WATTS Brand

Socla sas

365 rue du Lieutenant Putier • 71530 Virey-Le-Grand • France

Tel. +33 03 85 97 42 00 • Fax +33 03 85 97 42 42

contact@wattswater.com • www.socla.com

ISO 9001 version 2015 / ISO 18001